

**LUNENBURG COUNTY BOARD OF SUPERVISORS**  
**LUNENBURG COURTS BUILDING, LUNENBURG, VIRGINIA**  
*March 14, 2019 Meeting*

**6:00PM**

1. Call to Order
2. Invocation/Pledge of Allegiance: Supervisor Zava
3. Requests for Additions to the Agenda
4. Conflict of Interest Statements & Organizational Matters
5. Consent Agenda:
  - A) Minutes of February 14, 2019 Meeting
  - B) Warrants for Approval February 2019
  - C) Treasurer's Reports January 2019
6. Virginia Department of Transportation
7. Lunenburg County School Board
8. County Offices and Departments
  - A) Industrial Development Authority - Vacancy District #5
  - B) Sheriff - Compensation Board Vacancy Savings
9. Planning and Economic Development Update
10. Fiscal Year 2019-2020 Budget Planning
11. Administrator's Update
12. County Attorney Update
13. Closed Session Items (if necessary)
14. Other Business (per Board approval)
15. Adjournment

It is the intention of the Lunenburg County Board of Supervisors to comply with the Americans with Disabilities Act. Should you need special accommodations, please contact the County Administrator's Office at 434-696-2142 prior to the meeting date.

-- Tracy M. Gee, County Administrator

## **Consent Agenda:**

- A) Minutes of February 14, 2019 Meeting**
- B) Warrants for Approval February 2019**
- C) Treasurer's Reports January 2019**

LUNENBURG COUNTY BOARD OF SUPERVISORS  
GENERAL DISTRICT COURTROOM  
LUNENBURG COURTS BUILDING  
LUNENBURG, VIRGINIA

DRAFT

Minutes of February 14, 2019 Meeting

The regularly scheduled meeting of the Lunenburg County Board of Supervisors was held on Thursday, February 14, 2019 at 6:00 pm in the General District Courtroom, Lunenburg Courts Building, Lunenburg, Virginia. The following members were present: Supervisors Edward Pennington, Frank Bacon, Charles R. Slayton, Mike Hankins, Alvester Edmonds, Robert Zava, County Administrator Tracy M. Gee, Deputy County Administrator Nicole Clark, and County Attorney Frank Rennie.

Chairman Slayton called the meeting to order.

Supervisor Edmonds gave the invocation and led the pledge of allegiance.

Chairman Slayton requested additions to the agenda from the Board and the public. Supervisor Pennington was added as 10A regarding Dr. Mary Cabrera leaving the Centra Medical Group in Victoria.

Supervisor Bacon made motion, seconded by Supervisor Edmonds and unanimously approved, to accept the Consent Agenda to include the Minutes of the January 10, 2019 meeting, the Treasurer's December 2018 reports and the following Warrants for Approval:

January 2019:

Payroll Direct Deposit:	\$ 127,232.46
Payroll Taxes Federal:	\$ 39,596.37
Payroll Taxes State:	\$ 7,160.21
Payroll VRS payment:	\$ 25,656.00
Payroll ICMA-RC payment:	\$ 272.88
Payroll Health Savings Deposits:	\$ 6,326.42
<i>Debt Service wire payments</i>	\$ 212,444.00
Accounts Payable: #57078-57202	\$ <u>968,460.30</u>
Total:	\$ 1,387,148.64

Mr. Tommy Johnson of VDOT provided the monthly report. He discussed repairs to the bridge on Wallace's Bridge Road which has been closed due to flooding since the fall of 2018. If weather allows, the road will be reopened in mid-March. Mr. Johnson advised that the project of widening the curve on Route 675, Hardy Road would be funded for FY2020-21. Chairman Slayton asked if there were any plans to place guard rails along Ward's Corner Road. Mr. Johnson replied that currently this road does not meet the guidelines for guard rails; however, he will have VDOT forces check it again.

School Superintendent Charles Berkley provided his monthly report. He advised that there are 69 days of school remaining in the school year. He informed the Board that he and the School Board are working diligently on the FY2019-20 budget and plan to present it within the next six weeks. They have also been working to identify some capital improvement projects that need completing. Assistant Superintendent and Finance Director James Abernathy presented the financial report. He explained federal funds for the current

month are low, however, they will be requesting funds over \$200,000 to be received in mid to late March. He added that expenses are on track as planned. Mr. Abernathy advised that some of the HVAC units at the elementary schools had recently been replaced. He stated that the school's maintenance staff was able to replace the units, eliminating the need to pay an outside source.

Administrator Gee directed the Board to the monthly Landfill Reports. She noted that she would be meeting with the owners of Meridian Waste, who purchased Container First Services, which own and operate the Lunenburg Landfill on February 25th. She will provide an update at the next Board meeting. Supervisor Hoover questioned how many freestanding dump sites remained within the county. Administrator Gee replied that she recently received approval from VDOT on the entrances for the Gary Road Site. Once that site is complete, two to three additional sites will be eliminated, leaving three freestanding dump sites remaining.

Supervisor Pennington made a motion, seconded by Supervisor Bacon and unanimously approved, to appoint Jacia Shaw of 1822 K-V Road, Victoria to the Social Services Advisory Board for District #5, Love's Mill with the term expiring on 12/31/2022.

Mr. Steve Israel and Mrs. Frances Wynn spoke before the Board regarding the Oak Grove School House Restoration Project proposal. The project established in 2015 by Frances Wynn and Karen Wynn of Mount Vernon, New York, seeks to restore the now dilapidated original structure. The black-owned one room schoolhouse stands on the grounds of the newly-rebuild Oak Grove Baptist Church. The one-room structure served children in grades 1-7 who were all taught by one teacher. The structure is believed to have educated over 1,140 students during the course of its existence, from 1915-1953. Mrs. Wynn's mission is to restore the property so generations can continue to appreciate the value and historical significance of the one room schoolhouse in the black community. Mr. Israel and Ms. Wynn propose the school house be moved to the courthouse property for restoration and preservation. Administrator Gee commented that, although the county is very supportive of the restoration project, the open land adjacent to the courthouse is the projected location for the expansion of the tax office. Supervisor Edmonds suggested that Mr. Israel and Mrs. Wynn check with the school system, as he believes they have some open space near the Kenbridge Elementary School.

Administrator Gee shared a letter from STEPS, Inc. requesting support of STEPS receiving funding for the Virginia Homeless Solutions Program (VHSP) for fiscal year 2019-2020 from the Virginia Department of Housing and Community Development. The letter states that STEPS served 281 individuals who needed shelter services and safe housing during the 2017-2018 fiscal year.

Supervisor Bacon made a motion, seconded by Supervisor Edmonds and unanimously approved, to authorize Administrator Gee to sign the form in support of STEPS receiving funding for the Virginia Homeless Solutions Program (VHSP) for fiscal year 2019-2020 from the Virginia Department of Housing and Community Development.

Supervisor Pennington commented that Dr. Mary Cabrera will be leaving the Centra Medical Group office in Victoria, effective April 1<sup>st</sup>. He is concerned as to whether there are plans to replace Dr. Cabrera or if the office will be shutting down. Administrator Gee stated that she understands Centra Medical Group has been recruiting to fill the position; however, they have not had success in finding a replacement thus far.

Mr. Glenn Millican provided his monthly report. He advised that a prospective business will be visiting the county and surrounding counties to look at potential locations. The prospect would employ 20-30 people. Mr. Millican noted that he would like to issue an RFP to retain services from an engineering and agricultural

services firm for prospective businesses. He added that there would be no cost to the county. The prospective business would be responsible for the cost when the services are rendered.

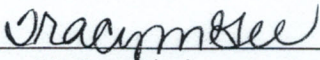
Supervisor Hoover made a motion, seconded by Supervisor Edmonds and unanimously approved, to issue an RFP to retain services from an engineering and agricultural services firm for prospective businesses.

Mr. Millican requested a work session on solar farms between the Planning Commission and the Board of Supervisors. He noted that regional efforts have been in place to discuss solar farms to ensure the rural counties in the region are on the same page. However, each locality needs to make decisions specific to their area as well. Supervisors Hankins and Supervisor Hoover volunteered to attend the work session on the solar farms to represent the Board. Mr. Millican advised that the Planning Commission would be holding a public hearing on the Joint Comprehensive Plan. Once approved, the Board will be required to hold a public hearing as well. Mr. Millican stated that a community planning meeting was recently held at the county airport. The purpose of the meeting was to determine interest in starting a new business in the county. Lunenburg County and the Towns of Kenbridge and Victoria are applying for a Virginia Community Business Launch Grant that would assist local entrepreneurs in preparing a business plan and potentially award grant funds to assist in launching the business. Town Manager Rodney Newton commented that the community meeting was very successful and well attended. He requested a letter of support from the Board to include with the grant application.

Supervisor Bacon made a motion, seconded by Supervisor Pennington and unanimously approved, to prepare a letter of support for the Virginia Community Business Launch program and include it with the grant application.

Administrator Gee provided her monthly report. She noted that the school and county finance committees would be meeting on Thursday, March 14<sup>th</sup> before the Board of Supervisors' meeting to discuss the school budget. She commented that the Piedmont Regional Jail Authority audit was distributed. Robinson, Farmer, Cox Associates did not have findings of the severity of those discovered in the last audit. They offered suggestions on accounting of the commissary fund and some of the discrepancies created by the transition from a jail board to an authority.

Supervisor Bacon made a motion, seconded by Supervisor Edmonds and unanimously approved, to adjourn.



Tracy M. Gee, Clerk  
County Administrator

Charles R. Slayton, Chairman  
Board of Supervisors

BOARD OF SUPERVISORS

Charles R. Slayton, CHAIRMAN  
Election District 4

Frank W. Bacon, VICE-CHAIRMAN  
Election District 3


T. Wayne Hoover  
Election District 1

Mike Hankins  
Election District 2

Edward Pennington  
Election District 5

Alvester L. Edmonds  
Election District 6

Robert G. Zava  
Election District 7



Lunenburg County Administration  
11413 Courthouse Road  
Lunenburg, VA 23952

Tracy M. Gee  
County Administrator

Telephone: (434) 696-2142  
Facsimile: (434) 696-1798

February 28, 2019

Lunenburg County Board of Supervisors  
11413 Courthouse Road  
Lunenburg, VA 23952

Honorable County Supervisors:

The following warrants, including accounting for all voided checks are listed according to Code of Virginia § 15.2-1243 and § 15.2-1244 requiring your approval:

February 2019:

Payroll Direct Deposit:	\$ 127,625.54
Payroll Taxes Federal:	\$ 39,782.55
Payroll Taxes State:	\$ 7,199.26
Payroll VRS payment:	\$ 25,962.43
Payroll ICMA-RC payment:	\$ 277.06
Payroll Health Savings Deposits:	\$ 6,326.42
Accounts Payable: #57203-57330	\$ <u>287,539.87</u>
Total:	\$ 494,713.13

Sincerely,

Tracy M. Gee  
County Administrator

CHECK#	VEND#	VENDOR	CLASS	DATE	AMOUNT	DISCOUNT
57203	283	ADAMS PATRICIA M	000	2/15/2019	138.50	.00
57204	152	AIRPAC	000	2/15/2019	50.27	.00
57205	190	AMERIGAS	000	2/15/2019	541.45	.00
57206	59	AT&T	000	2/15/2019	259.99	.00
57207	999999	Bagley Alan D	000	2/15/2019	30.00	.00
57208	999999	Bradley Fred H Jr	000	2/15/2019	30.00	.00
57209	999999	Burroughs Ronnie Wade	000	2/15/2019	30.00	.00
57210	472	BAKER LEROY	000	2/15/2019	75.00	.00
57211	139	BENCHMARK COMMUNITY BANK	000	2/15/2019	270.27	.00
57212	48	BILLY'S AUTO SERVICE CENT	000	2/15/2019	63.95	.00
57213	414	BLAKE LINDA	000	2/15/2019	471.00	.00
57214	371	BUG BUSTERS PEST CONT, INC	000	2/15/2019	248.00	.00
57215	151	CASKIE GRAPHICS INC	000	2/15/2019	224.17	.00
57216	101	CENTRA HEALTH INC.	000	2/15/2019	32,687.00	.00
57217	101	CENTRA HEALTH INC.	000	2/15/2019	47,716.00	.00
57218	101	CENTRA HEALTH INC.	000	2/15/2019	11,730.00	.00
57219	328	CENTRAL VIRGINIA CRIMINAL	000	2/15/2019	11,309.80	.00
57220	10	CENTURYLINK ANALOG	000	2/15/2019	2,134.68	.00
57221	53	CLEMENT DIANA W	000	2/15/2019	690.00	.00
57222	52	CLEMENT ROBERT E	000	2/15/2019	1,168.40	.00
57223	293	COMMISSIONER OF THE	000	2/15/2019	1,300.00	.00
57224	834	DANIEL CLAUDIA	000	2/15/2019	75.00	.00
57225	750	DAYTON JAMES A.	000	2/15/2019	75.00	.00
57226	44	DIAMOND SPRINGS WATER INC	000	2/15/2019	199.40	.00
57227	46	DOMINION ENERGY VIRGINIA	000	2/15/2019	5,129.19	.00
57228	642	FARMVILLE NEWSMEDIA	000	2/15/2019	143.00	.00
57229	832	FIRST NET	000	2/15/2019	14.34	.00
57230	67	GCR COMPANY	000	2/15/2019	1,225.00	.00
57231	999999	Hamlett Melissa Royster	000	2/15/2019	30.00	.00
57232	999999	Hazelwood Terry L	000	2/15/2019	30.00	.00
57233	999999	Hill Florence B	000	2/15/2019	30.00	.00
57234	999999	Hodges Kevin J	000	2/15/2019	30.00	.00
57235	467	HAMLETT ELIZABETH Y.	000	2/15/2019	341.29	.00
57236	829	HARBOR POINT BEHAVIORAL	000	2/15/2019	3,800.00	.00
57237	807	HHM PORTA TOILET LLC	000	2/15/2019	3,375.00	.00
57238	71	IBM CORPORATION	000	2/15/2019	846.27	.00
57239	339	JENNINGS, BRENDA	000	2/15/2019	125.00	.00
57240	78	KENBRIDGE OFFICE SUPPLY	000	2/15/2019	176.25	.00
57241	77	KENBRIDGE SUPPLY COMPANY	000	2/15/2019	17.98	.00
57242	75	KENBRIDGE TIRE	000	2/15/2019	1,097.94	.00
57243	286	KEY OFFICE SUPPLY INC	000	2/15/2019	176.59	.00
57244	83	LUNENBURG ANIMAL HOSPITAL	000	2/15/2019	78.00	.00
57245	162	MEHERRIN VOLUNTEER	000	2/15/2019	3,919.76	.00
57246	833	MOBILE COMMUNICATIONS	000	2/15/2019	6,603.00	.00
57247	835	MORRISON WANDA G.	000	2/15/2019	25.00	.00
57248	88	MSAG LLC	000	2/15/2019	489.17	.00
57249	90	NEW GENERATION	000	2/15/2019	21,150.00	.00
57250	999999	Parish Cynthia P	000	2/15/2019	30.00	.00
57251	92	PARKER OIL COMPANY	000	2/15/2019	330.77	.00
57252	360	PEGRAM, PHILLIP	000	2/15/2019	100.00	.00
57253	129	PENNINGTON EDWARD W	000	2/15/2019	125.00	.00
57254	94	PETTY CASH FUND	000	2/15/2019	4.68	.00

CSA  
KSA  
LPS

CSA

- Four for Life Funds  
YF&R

CSA

CHECK#	VENDOR	CLASS	DATE	AMOUNT	DISCOUNT
57255	95 PIEDMONT REGIONAL JAIL	000	2/15/2019	3,406.12	.00
57256	96 PIEDMONT REGIONAL JUV.	000	2/15/2019	6,150.00	.00
57257	637 RCS COMMUNICATIONS	000	2/15/2019	925.00	.00
57258	769 SANGOMA TECHNOLOGIES	000	2/15/2019	861.82	.00
57259	104 SECURE HAVEN	000	2/15/2019	7,826.82	.00
57260	127 SHELL CECIL E	000	2/15/2019	125.00	.00
57261	652 SOUTHSIDE MESSENGER, THE	000	2/15/2019	128.25	.00
57262	106 SOUTHSIDE REGIONAL	000	2/15/2019	3,040.00	.00
57263	443 THARPE JAMES C	000	2/15/2019	247.08	.00
57264	671 THOMPSON WALTER FRANKLIN	000	2/15/2019	100.00	.00
57265	710 THREE RIVERS TREATMENT	000	2/15/2019	12,640.00	.00
57266	209 THYSSENKRUPP ELEVATOR	000	2/15/2019	4,150.64	.00
57267	195 TREASURER OF VIRGINIA	000	2/15/2019	20.00	.00
57268	126 TRENT WARREN A	000	2/15/2019	100.00	.00
57269	113 VERIZON	000	2/15/2019	72.57	.00
57270	114 VICTORIA AUTOMOTIVE	000	2/15/2019	1,196.13	.00
57271	164 VICTORIA FIRE & RESCUE	000	2/15/2019	7,839.52	.00
57272	116 VRAY	000	2/15/2019	170.00	.00
57273	117 WALLACE AUTO PARTS	000	2/15/2019	33.97	.00
57274	361 WARD ANDREW S.	000	2/15/2019	100.00	.00
	CLASS TOTAL			195,094.03	.00
	ACH TOTAL			.00	
	CHECK TOTAL			195,094.03	.00
	FINAL TOTAL			195,094.03	.00

I HEREBY APPROVE THIS REGISTER FOR PAYMENT WITH EXCEPTIONS LISTED BELOW OR PREVIOUSLY DOCUMENTED.  
 THE TOTAL 195,094.03 - EQUALS THE WEEKLY LOG SHEET TOTALS AS ADJUSTED.

2-15-19  
 DATE  
 2-14-19

*Dracmmsky*  
 COUNTY ADMINISTRATOR  
*Charles R. Slayton*

CSA  
 CSA  
 Four-for-00 Life Funds



CHECK#	VENDOR	CLASS	DATE	AMOUNT	DISCOUNT
57275	767 A RIFKIN CO.	000	2/28/2019	114.66	.00
57276	179 AFLAC	000	2/28/2019	1,555.22	.00
57277	711 ALLSTATE BENEFITS	000	2/28/2019	586.24	.00
57278	177 ANTHEM BCBS	000	2/28/2019	24,479.00	.00
57279	371 BUG BUSTERS PEST CONT, INC	000	2/28/2019	85.00	.00
57280	830 BURKEVILLE BODY SHOP	000	2/28/2019	3,734.00	.00
57281	746 CANON SOLUTIONS AMERICA	000	2/28/2019	44.00	.00
57282	675 CENTRAL DISTRICT COR	000	2/28/2019	20.00	.00
57283	110 CENTURYLINK ANALOG	000	2/28/2019	89.89	.00
57284	646 CHARLOTTE COUNTY ADMIN	000	2/28/2019	1,047.00	.00
57285	291 CHUCK'S AUTO&TRUCK REPAIR	000	2/28/2019	60.75	.00
57286	54 COBB TECHNOLOGIES INC	000	2/28/2019	122.48	.00
57287	293 COMMISSIONER OF THE	000	2/28/2019	40.00	.00
57288	496 CONCISE	000	2/28/2019	7,312.00	.00
57289	9999999 CORELOGIC CENTRALIZED REF	000	2/28/2019	188.10	.00
57290	58 COWAN GATES PC	000	2/28/2019	13,499.40	.00
57291	119 DATACARE, INC.	000	2/28/2019	1,414.80	.00
57292	481 DE LAGE LANDEN	000	2/28/2019	137.00	.00
57293	191 DEARBORN NATIONAL LIFE	000	2/28/2019	165.90	.00
57294	259 DIAMOND PAPER COMPANY INC	000	2/28/2019	719.10	.00
57295	46 DOMINION ENERGY VIRGINIA	000	2/28/2019	2,020.95	.00
57296	225 FARMVILLE WHOLESALE	000	2/28/2019	224.88	.00
57297	64 FIRST CITIZENS BANK	000	2/28/2019	208.41	.00
57298	66 FUEL FREEDOM CARD	000	2/28/2019	2,351.91	.00
57299	751 HEALTH EQUITY	000	2/28/2019	82.60	.00
57300	158 JACK & SON	000	2/28/2019	1,328.90	.00
57301	524 JEFF ROBINSON & ASSOC	000	2/28/2019	6,584.19	.00
57302	9999999 JOHNSON MARVIN A	000	2/28/2019	217.62	.00
57303	355 KENBRIDGE BODY SHOP	000	2/28/2019	1,374.00	.00
57304	78 KENBRIDGE OFFICE SUPPLY	000	2/28/2019	25.87	.00
57305	77 KENBRIDGE SUPPLY COMPANY	000	2/28/2019	14.15	.00
57306	651 LEGALSHIELD	000	2/28/2019	18.95	.00
57307	83 LUNENBURG ANIMAL HOSPITAL	000	2/28/2019	26.00	.00
57308	649 MECKLENBURG ELECTRIC	000	2/28/2019	171.31	.00
57309	794 MILLICAN GLENN	000	2/28/2019	212.39	.00
57310	827 MINNESOTA LIFE INSURANCE	000	2/28/2019	900.00	.00
57311	212 MUNICODE	000	2/28/2019	12.60	.00
57312	94 PETTY CASH FUND	000	2/28/2019	102.07	.00
57313	97 PITNEY BOWES	000	2/28/2019	4,167.98	.00
57314	698 PREFERRED COMMUNICATIONS	000	2/28/2019	70.00	.00
57315	263 SKELTON PLUMBING	000	2/28/2019	440.96	.00
57316	135 SOUTHSIDE ELECTRIC COOP	000	2/28/2019	1,914.16	.00
57317	836 SPENCER DONNA & DOUGLAS	000	2/28/2019	2,587.31	.00
57318	224 TESSCO INC	000	2/28/2019	153.31	.00
57319	443 THARPE JAMES C	000	2/28/2019	2,806.00	.00
57320	530 TIMMONS GROUP	000	2/28/2019	4,362.50	.00
57321	220 TREASURER OF VIRGINIA	000	2/28/2019	20.00	.00
57322	755 TREASURER OF VIRGINIA	000	2/28/2019	58.42	.00
57323	464 UNIVERSITY OF VIRGINIA	000	2/28/2019	1,380.60	.00
57324	507 VACORP GROUP	000	2/28/2019	1,950.00	.00
57325	112 VACORP GROUP	000	2/28/2019		
57326	183 VALIC	000	2/28/2019		

DRAFTSMAN - GARY ROAD SITE

Engineer

- Radio Cache

- Foster VFA

- USA Radio Cache

- Cit. Ct.

CHECK#	VENDOR	CLASS	DATE	AMOUNT	DISCOUNT
57327	114 VICTORIA AUTOMOTIVE	000	2/28/2019	561.91	.00
57328	111 VIRGINIA CREDIT UNION	000	2/28/2019	200.00	.00
57329	117 WALLACE AUTO PARTS	000	2/28/2019	4.69	.00
57330	809 WILLIAMS AMY S.	000	2/28/2019	211.46	.00
	CLASS TOTAL			92,445.84	.00
	ACH TOTAL			.00	
	CHECK TOTAL			92,445.84	
	FINAL TOTAL			92,445.84	.00

I HEREBY APPROVE THIS REGISTER FOR PAYMENT WITH EXCEPTIONS LISTED BELOW OR PREVIOUSLY DOCUMENTED.  
 THE TOTAL 92,445.84- EQUALS THE WEEKLY LOG SHEET TOTALS AS ADJUSTED.

2-28-19  
 DATE

Macyn Miller  
 COUNTY ADMINISTRATOR

Charles R. Clayton

2-28-19

ACCOUNT NUMBER	ACCOUNT DESCRIPTION	PREVIOUS BALANCE	DEBIT	CREDIT	ENDING BALANCE
100-0001	** Treasurer Accountability **				
100-0010	Cash in Office	2,000.00			2,000.00
100-0100	Petty Cash	400.00			400.00
100-0101	Benchmark Checking	9,280,004.50	1,480,240.20	2,818,663.18	7,941,581.52
100-0102	First Citizens Extra Account				
100-0103	Caprin Investment - US Bank	1,175,975.34	2,846.36		1,178,821.70
100-0135	BB&T Checking		70.29		206,981.37
100-0252	Benchmark-Landfill Mitigation	206,911.08			
100-0252	First Citizens - School Food				
100-0253	First Citizens - School Textbook				
100-0355	SNAP Account - QSCB TRANE				
100-0705	BB&T - IDA	78,379.81	14,671.52	53,414.98	39,636.35
100-1252	Benchmark - School Food				
100-1253	Benchmark - School Textbook				
100-1355	SNAP Account - CHS Addition	554,026.09	188.22		554,214.31
100-1705	Benchmark - IDA	11,297,696.82	1,498,016.59	2,872,078.16	9,923,635.25
100-1705	** Assets **	11,297,696.82	1,498,016.59	2,872,078.16	9,923,635.25
300-0100	TOTAL ASSETS				
300-0100	** Cash Balances **				
300-0132	General Fund Cash Balance	8,191,180.40	1,718,435.48	355,683.17	6,828,428.09
300-0132	Reassessment Fund Cash Balance	24,033.76			24,033.76
300-0135	Solid Waste Mgmt Cash Balance	504,589.58	13,025.13	16,619.19	508,183.64
300-0136	S/W Construction Cash Balance				
300-0137	Landfill Sites Cash Balance	697,294.05	3,109.71		694,184.34
300-0213	Law Library Cash Balance	22,071.56		89.10	22,160.66
300-0214	Asset Forfeiture Cash Balance	9,589.31		3.20	9,592.51
300-0215	E911 Cash Balance	430,300.33	7,573.59	18,212.28	440,939.02
300-0220	Cell Tower Cash Balance	32,458.80			32,458.80
300-0221	Airport Cash Balance	19,270.59	932.92	9,151.96	27,489.63
300-0225	Economic Development Cash Balance	201,947.09			201,947.09
300-0226	School Dev Grants Cash Balance	5,000.00		5,000.00	
300-0250	School Cash Balance	1,307,600.49			
300-0252	School Food Cash Balance	78,379.81	53,414.98	14,671.52	39,636.35
300-0253	School Textbook Cash Balance	182,712.35			
300-0260	VPA Cash Balance				
300-0262	CSA Cash Balance	83,802.03		83,802.03	
300-0316	Fire/Rescue Cash Balance	169,090.09		169,090.09	
300-0317	Project Lifesaver Cash Balance	6,375.00			
300-0319	Voting Machine Cash Balance	140,683.14			134,308.14
300-0320	Capital Outlay Cash Balance	3,557.67			3,557.67
300-0320	School Construction Cash Balance	587.41			587.41
300-0355	Debt Service Cash Balance	14,014.25			14,014.25
300-0420	Special Welfare Cash Balance	195,000.00	694,879.35	694,879.35	195,000.00
300-0701	IDA Cash Balance	2,175.45			2,175.45
300-0705	Commonwealth Current Credit Account	554,026.09	33,690.39	188.22	554,214.31
300-0715	** Cash Balances **	11,297,696.82	4,091,929.16	2,717,867.59	9,923,635.25
	TOTAL PRIOR YR FUND BALANCE	11,297,696.82	4,091,929.16	2,717,867.59	9,923,635.25
	TOTAL REVENUE				

ACCT#	DESCRIPTION	BUDGET AMOUNT	APPR. AMOUNT	CURRENT AMOUNT	Y-T-D AMOUNT	BALANCE	UNCOLLECTED	%
-------	-------------	---------------	--------------	----------------	--------------	---------	-------------	---

FUND #-100

11011	** RE Taxes **	3,423,500.00	3,423,500.00	39,476.28	1,717,466.11	1,706,033.89	49.83	
11020	** Public Service **	210,000.00	210,000.00	.00	163,110.16	46,889.84	22.32	
11030	** Personal Property **	2,077,000.00	2,077,000.00	53,428.08	1,029,082.42	1,047,917.58	50.45	
11040	** Machinery & Tools **	280,000.00	280,000.00	13,276.65	150,812.32	129,187.68	46.13	
11050	** Merchant's Capital **	74,500.00	74,500.00	349.38	43,191.82	31,308.18	42.02	
11060	** Penalties & Interest **	100,000.00	100,000.00	17,113.79	52,784.00	47,216.00	47.21	
12010	** Local Sales & Use Taxes **	390,000.00	390,000.00	39,801.40	189,820.87	200,179.13	51.32	
12020	** Consumer Utility Taxes **	22,000.00	22,000.00	2,448.43	12,364.49	9,635.51	43.79	
12070	** Taxes on Recordation & Wills **	56,000.00	56,000.00	3,791.66	26,170.55	29,829.45	53.26	
13010	** Animal Licenses **	8,000.00	8,000.00	1,700.00	3,310.00	4,690.00	58.62	
13020	** Animal Fines & Kennel Fees **	3,000.00	3,000.00	460.00	1,530.00	1,470.00	49.00	
13030	** Permits & Other Licenses **	22,400.00	22,400.00	2,594.93	14,484.33	7,915.67	35.33	
13033	** Local Landfill Revenue **	205,000.00	205,000.00	22,103.02	79,229.15	125,770.85	61.35	
14010	** Fines & Forfeitures **	52,600.00	52,600.00	3,839.15	22,065.64	30,534.36	58.05	
14040	** Processing Fees **	1,500.00	1,500.00	236.30	950.06	549.94	36.66	
15010	** Revenue From Use of Money **	23,000.00	23,000.00	6,058.82	35,604.79	12,604.79	54.80	
15020	** Revenue From Use of Property **	31,500.00	31,500.00	874.79	16,741.29	14,758.71	46.85	
16010	** Court Costs **	3,546.00	3,546.00	266.70	1,932.36	1,613.64	45.50	
16020	** Charges Commonwealth Attorney **	1,500.00	1,500.00	278.10	954.77	545.23	36.34	
18030	** Refunds **	.00	.00	.00	315.00	315.00	100.00	
18990	** Miscellaneous Revenue **	31,333.00	31,333.00	1,786.90	62,035.76	30,702.76	97.98	
22010	** Non-Cateforical Aid **	1,079,332.00	1,079,332.00	3,473.64	854,143.67	225,188.33	20.86	
23010	** Commonwealth's Attorney **	216,286.00	216,286.00	18,871.90	114,235.13	102,050.87	47.18	
23020	** Sheriff **	719,546.00	719,546.00	57,384.30	339,328.20	380,217.80	52.84	
23030	** Commissioner of Revenue **	78,968.00	78,968.00	7,161.67	40,096.15	38,871.85	49.22	
23040	** Treasurer **	82,002.00	82,002.00	7,483.58	43,423.87	38,578.13	47.04	
23060	** Registrar **	38,000.00	38,000.00	.00	.00	38,000.00	100.00	
23070	** Clerk of Circuit Court **	185,170.00	185,170.00	17,031.71	100,676.78	84,493.22	45.63	
24010	** Public Safety **	93,115.00	93,115.00	28,517.95	52,702.74	40,412.26	43.40	
24020	** Fire and Rescue Services **	40,500.00	40,500.00	.00	11,759.28	28,740.72	70.96	
33010	** Public Safety **	62,500.00	62,500.00	.00	7,205.50	55,294.50	88.47	
41050	** Transfers In **	447,368.00	447,368.00	.00	.00	447,368.00	100.00	
--FUND TOTAL--		10,059,166.00	10,059,166.00	349,809.13	5,187,527.21	4,871,638.79	48.42	

FUND #-135

12020	** Solid Waste Mgmt **	175,000.00	175,000.00	16,548.90	92,339.92	82,660.08	47.23	
24030	** Public Works **	7,000.00	7,000.00	.00	6,202.00	798.00	11.40	
--FUND TOTAL--		182,000.00	182,000.00	16,548.90	98,541.92	83,458.08	45.85	

FUND #-137

41050	** Transfers In **	387,000.00	387,000.00	.00	.00	387,000.00	100.00	
--FUND TOTAL--		387,000.00	387,000.00	.00	.00	387,000.00	100.00	

ACCT#	DESCRIPTION	BUDGET AMOUNT	APPR. AMOUNT	CURRENT AMOUNT	Y-T-D AMOUNT	BALANCE UNCOLLECTED
<b>FUND #-213</b>						
16010	** Court Costs **	1,000.00	1,000.00	89.10	398.09	601.91 60.19
	--FUND TOTAL--	1,000.00	1,000.00	89.10	398.09	601.91 60.19
<b>FUND #-214</b>						
15010	** Interest **	.00	.00	3.20	22.88	21.88- 100.00-
24010	** Asset Forfeiture - State **	.00	.00	.00	1,202.81	1,202.81- 100.00-
	--FUND TOTAL--	.00	.00	3.20	1,225.69	1,225.69- 100.00-
<b>FUND #-215</b>						
22013	** Communications Tax **	315,000.00	315,000.00	18,212.28	129,823.29	185,177.71 58.78
41050	** Transfers In **	99,650.00	99,650.00	.00	.00	99,650.00 100.00
	--FUND TOTAL--	414,650.00	414,650.00	18,212.28	129,823.29	284,828.71 68.69
<b>FUND #-221</b>						
15020	** Revenue from Use of Property **	10,500.00	10,500.00	351.96	3,294.91	7,205.09 68.61
18990	** Miscellaneous Revenue **	3,000.00	3,000.00	1,500.00	1,500.00	1,500.00 50.00
24090	** Airport Grant **	10,500.00	10,500.00	6,300.00	9,436.25	1,063.75 10.13
41050	** Transfers In **	3,000.00	3,000.00	.00	.00	3,000.00 100.00
	--FUND TOTAL--	27,000.00	27,000.00	9,151.96	14,231.16	12,768.84 47.29
<b>FUND #-225</b>						
41050	** Transfers In **	34,830.00	34,830.00	.00	.00	34,830.00 100.00
	--FUND TOTAL--	34,830.00	34,830.00	.00	.00	34,830.00 100.00
<b>FUND #-226</b>						
18990	** Miscellaneous Revenue **	16,170.00	16,170.00	.00	.00	16,170.00 100.00
24090	** Tobacco Grants **	459,000.00	459,000.00	.00	.00	459,000.00 100.00
33071	** VDOT TEA21 Grants **	69,490.00	69,490.00	.00	.00	69,490.00 100.00
41050	** Transfers In **	34,830.00	34,830.00	.00	6,530.90	28,299.10 81.24
	--FUND TOTAL--	579,490.00	579,490.00	.00	6,530.90	572,959.10 98.87
<b>FUND #-250</b>						
16180	** Charges for Education **	468,724.00	468,724.00	22,391.36	57,723.04	411,000.96 87.68
24100	** Education-State **	11,236,999.00	11,236,999.00	924,511.41	5,666,517.41	5,570,481.59 49.57
33080	** Education-Federal **	1,842,609.00	1,842,609.00	5,573.90	198,004.73	1,644,604.27 89.25

ACCT#	DESCRIPTION	BUDGET AMOUNT	APPR. AMOUNT	CURRENT AMOUNT	Y-T-D AMOUNT	BALANCE	% UNCOLLECTED
41050	** Transfers In **	3,740,000.00	3,740,000.00	354,906.00	1,594,883.46	2,145,116.54	57.35
	--FUND TOTAL--	17,288,332.00	17,288,332.00	1,307,382.67	7,517,128.64	9,771,203.36	56.51
FUND #-252							
15010	** Revenue from Use of Money **	.00	.00	26.55	152.67	152.67	100.00
16180	** Charges for Education **	.00	.00	15,529.02	98,634.40	98,634.40	100.00
24100	School Food State	.00	.00	217.82	8,235.43	8,235.43	100.00
33080	School Food Federal	.00	.00	.00	287,689.19	287,689.19	100.00
	--FUND TOTAL--	.00	.00	15,773.39	394,711.69	394,711.69	100.00
FUND #-253							
15010	** Revenue from Use of Money **	.00	.00	.00	125.24	125.24	100.00
24020	** Education-State **	.00	.00	9,186.60	62,247.12	62,247.12	100.00
	--FUND TOTAL--	.00	.00	9,186.60	62,372.36	62,372.36	100.00
FUND #-260							
16110	** Charges for Welfare/Soc Serv **	.00	.00	228.60	228.60	228.60	100.00
24060	** Welfare & Social Serv-State **	400,000.00	400,000.00	32,534.45	174,350.57	225,649.43	56.41
33010	** Welfare & Social Serv - Fed **	600,000.00	600,000.00	49,639.17	256,021.17	343,978.83	57.32
41050	** Transfers In **	152,000.00	152,000.00	1,399.80	135,980.36	16,019.64	10.53
	--FUND TOTAL--	1,152,000.00	1,152,000.00	83,802.02	566,580.70	585,419.30	50.81
FUND #-262							
16110	** CSA - Local **	5,000.00	5,000.00	65.93	594.62	4,405.38	88.10
24060	** CSA - State **	700,000.00	700,000.00	.00	175,935.50	524,064.50	74.86
41050	** Transfers In **	240,000.00	240,000.00	169,024.16	324,883.16	84,883.16	35.36
	--FUND TOTAL--	945,000.00	945,000.00	169,090.09	501,413.28	443,586.72	46.94
FUND #-316							
41050	** Transfers In **	115,000.00	115,000.00	.00	115,000.00	.00	.00
	--FUND TOTAL--	115,000.00	115,000.00	.00	115,000.00	.00	.00
FUND #-317							
18990	Project Lifesaver	800.00	800.00	.00	.00	800.00	100.00
	--FUND TOTAL--	800.00	800.00	.00	.00	800.00	100.00

ACCT#	DESCRIPTION	BUDGET AMOUNT	APPR. AMOUNT	CURRENT AMOUNT	Y-T-D AMOUNT	BALANCE UNCOLLECTED	%
<b>FUND #-319</b>							
41050	** Transfers In **	5,000.00	5,000.00	.00	5,000.00	.00	.00
	--FUND TOTAL--	5,000.00	5,000.00	.00	5,000.00	.00	.00
<b>FUND #-320</b>							
41050	** Transfers In **	85,000.00	85,000.00	.00	85,000.00	.00	.00
	--FUND TOTAL--	85,000.00	85,000.00	.00	85,000.00	.00	.00
<b>FUND #-420</b>							
33080	** Education **	520,000.00	520,000.00	.00	71,120.33	448,879.67	86.32
41050	** Transfers In **	1,145,000.00	1,145,000.00	694,879.35	1,352,966.40	207,966.40	18.16
	--FUND TOTAL--	1,665,000.00	1,665,000.00	694,879.35	1,424,086.73	240,913.27	14.46
<b>FUND #-701</b>							
18030	** Charges for Social Services **	.00	.00	.00	105.80	105.80	100.00
	--FUND TOTAL--	.00	.00	.00	105.80	105.80	100.00
<b>FUND #-705</b>							
15010	** Revenue from Use of Money **	.00	.00	188.22	1,314.25	1,314.25	100.00
	--FUND TOTAL--	.00	.00	188.22	1,314.25	1,314.25	100.00
<b>FUND #-715</b>							
18990	** Sheriff Fees **	.00	.00	1,172.39	7,068.92	7,068.92	100.00
23020	** Sheriff Fees-State **	.00	.00	.00	36.00	36.00	100.00
24000	** Estimated Taxes **	.00	.00	32,518.00	98,856.00	98,856.00	100.00
25000	** State Income Taxes **	.00	.00	.00	483.32	483.32	100.00
	--FUND TOTAL--	.00	.00	33,690.39	106,444.24	106,444.24	100.00
	--FINAL TOTAL--	32,941,268.00	32,941,268.00	2,707,807.30	16,217,435.95	16,723,832.05	50.76

LUNENBURG COUNTY  
EXPENDITURE SUMMARY  
7/01/2018 - 1/31/2019

ACCT#	DESCRIPTION	BUDGET AMOUNT	APPR. AMOUNT	CURRENT AMOUNT	Y-T-D AMOUNT	ENCUMBRANCE AMOUNT	UNENCUMBERED BALANCE	% REMAINING
11100	** Board of Supervisors **	49,320.00	49,320.00	3,243.22	31,705.63	.00	17,614.37	35.71
12100	** County Administration **	234,030.00	234,030.00	18,387.26	137,549.42	.00	96,480.58	41.22
12210	** Professional Services **	98,000.00	98,000.00	34,189.95	76,397.81	.00	21,602.19	22.04
12310	** Commissioner of Revenue **	212,200.00	212,200.00	17,019.02	116,654.15	.00	95,545.85	45.02
12410	** Treasurer **	232,560.00	232,560.00	16,823.13	125,969.56	.00	106,999.56	46.00
12510	** Data Processing **	90,000.00	90,000.00	2,520.84	45,973.69	.00	44,026.31	48.91
13100	** Electoral Board **	39,940.00	39,940.00	604.32	15,664.61	.00	24,275.39	60.77
13200	** Registrar **	79,715.00	79,715.00	7,322.12	50,190.64	.00	29,524.36	37.03
21100	** Circuit Court **	11,400.00	11,400.00	69.73	441.56	.00	10,958.44	96.12
21200	** General District Court **	6,000.00	6,000.00	298.28	1,838.71	.00	4,161.29	69.35
21300	** Magistrate **	1,325.00	1,325.00	99.89	428.04	.00	896.96	67.69
21600	** Juvenile/Domestic Court **	81,900.00	81,900.00	9,426.31	20,655.54	.00	61,244.46	74.77
21700	** Clerk of Circuit Court **	272,570.00	272,570.00	23,664.14	169,746.85	.00	102,823.15	37.72
21752	** Clerk Technology Trust Funds **	.00	.00	1,198.13	9,666.72	.00	9,666.72	100.00
21800	** Courthouse Security **	16,400.00	16,400.00	1,163.16	15,023.82	.00	1,376.18	8.39
21910	** Victim/Witness Coordinator **	71,115.00	71,115.00	5,232.85	38,144.58	.00	32,970.42	46.36
22100	** Commonwealth Attorney **	293,140.00	293,140.00	24,202.98	167,461.41	.00	125,678.59	42.87
31200	** Sheriff & Law Enforcement **	1,241,520.00	1,241,520.00	91,751.89	672,815.32	.00	568,704.68	45.80
32400	** Fire & Rescue Appropriations **	244,240.00	244,240.00	32,385.00	153,259.00	.00	90,981.00	37.25
33200	** Piedmont Regional Jail **	430,000.00	430,000.00	70,096.03	306,235.05	.00	123,764.95	28.78
34000	** Building Official **	90,863.00	90,863.00	7,115.77	51,896.20	.00	38,966.80	42.88
35100	** Animal Control **	88,475.00	88,475.00	7,531.17	59,869.13	.00	28,605.87	32.33
43200	** Buildings & Grounds	219,570.00	219,570.00	18,249.73	125,574.77	.00	93,995.23	42.80
51200	** Health Dept Appropriation **	110,000.00	110,000.00	26,666.67	80,833.34	.00	29,166.66	26.51
51500	** Medical Examiner **	100.00	100.00	.00	100.00	.00	.00	.00
52500	** Crossroads CSB Appropriation **	53,000.00	53,000.00	13,250.00	39,750.00	.00	13,250.00	25.00
52600	** STEPS Appropriation **	5,000.00	5,000.00	2,500.00	21,474.00	.00	16,474.00	329.48
53600	** Madeline's House **	2,000.00	2,000.00	1,000.00	2,000.00	.00	.00	.00
81100	** Planning **	30,000.00	30,000.00	59.41	639.52	.00	29,360.48	97.86
81110	** Conditional Use Permits **	1,200.00	1,200.00	104.49	840.50	.00	359.50	29.95
81200	** Community Development **	268,138.00	268,138.00	41,349.15	202,759.00	.00	65,379.00	24.38
81500	** Econ/Community Development **	68,575.00	68,575.00	2,085.37	18,214.74	.00	50,360.26	73.43
81600	** Industrial Dev. Authority **	55,000.00	55,000.00	.00	.00	.00	55,000.00	100.00
83000	** Cooperative Extension **	43,370.00	43,370.00	10,322.32	21,015.00	.00	22,355.00	51.54
91001	** Fringe Benefits **	78,500.00	78,500.00	396.00	56,147.75	.00	22,352.25	28.47
91489	** DMV Stops Expense **	25,000.00	25,000.00	2,950.00	18,925.00	.00	6,075.00	24.30
94000	** Capital Improvements **	100,000.00	100,000.00	.00	.00	.00	100,000.00	100.00
99000	** Transfers To Other Funds **	5,115,000.00	5,115,000.00	1,220,209.31	3,413,713.38	.00	1,701,286.62	33.26
--FUND TOTAL--		10,059,166.00	10,059,166.00	1,713,487.64	6,269,165.32	.00	3,790,000.68	37.67
40423	** Solid Waste Collection **	182,000.00	182,000.00	12,977.86	85,965.37	.00	96,034.63	52.76
--FUND TOTAL--		182,000.00	182,000.00	12,977.86	85,965.37	.00	96,034.63	52.76



ACCT#	DESCRIPTION	BUDGET AMOUNT	APPR. AMOUNT	CURRENT AMOUNT	Y-T-D AMOUNT	ENCUMBRANCE AMOUNT	UNENCUMBERED BALANCE	% REMAINING
FUND #-137								
40427	** Landfill Sites Expense **	207,000.00	207,000.00	3,109.71	12,317.45	.00	194,682.55	94.04
99000	** Transfers to Other Funds **	180,000.00	180,000.00	.00	.00	.00	180,000.00	100.00
	--FUND TOTAL--	387,000.00	387,000.00	3,109.71	12,317.45	.00	374,682.55	96.81
FUND #-213								
21900	** Expenses **	1,000.00	1,000.00	.00	.00	.00	1,000.00	100.00
	--FUND TOTAL--	1,000.00	1,000.00	.00	.00	.00	1,000.00	100.00
FUND #-214								
91400	** Asset Forfeiture **	.00	.00	.00	1,805.27	.00	1,805.27	100.00
	--FUND TOTAL--	.00	.00	.00	1,805.27	.00	1,805.27	100.00
FUND #-215								
31400	** 911 & E911 Expenditures **	299,650.00	299,650.00	7,562.97	190,204.99	.00	109,445.01	36.52
99000	** Transfers to Other Funds **	115,000.00	115,000.00	.00	115,000.00	.00	.00	.00
	--FUND TOTAL--	414,650.00	414,650.00	7,562.97	305,204.99	.00	109,445.01	26.39
FUND #-221								
40740	** Airport **	27,000.00	27,000.00	932.92	16,072.25	.00	10,927.75	40.47
	--FUND TOTAL--	27,000.00	27,000.00	932.92	16,072.25	.00	10,927.75	40.47
FUND #-225								
81000	** Econ Dev Expense Local **	34,830.00	34,830.00	.00	5,625.00	.00	29,205.00	83.85
99000	** Transfers To Other Funds **	.00	.00	.00	6,530.90	.00	6,530.90	100.00
	--FUND TOTAL--	34,830.00	34,830.00	.00	12,155.90	.00	22,674.10	65.09
FUND #-226								
81518	**Lunenburg Ind Site KV Road**	20,000.00	20,000.00	.00	.00	.00	20,000.00	100.00
81519	**Site Readiness II TIC**	490,000.00	490,000.00	.00	.00	.00	490,000.00	100.00
81551	** Va Retreat CRIEHT Grant **	69,490.00	69,490.00	.00	.00	.00	69,490.00	100.00
81552	** DRCD GRANTS **	.00	.00	5,000.00	.00	.00	.00	.00
	--FUND TOTAL--	579,490.00	579,490.00	5,000.00	.00	.00	579,490.00	100.00

LUNENBURG COUNTY  
EXPENDITURE SUMMARY  
7/01/2018 - 1/31/2019

ACCT#	DESCRIPTION	BUDGET AMOUNT	APPR. AMOUNT	CURRENT AMOUNT	Y-T-D AMOUNT	ENCUMBRANCE AMOUNT	UNENCUMBERED BALANCE	% REMAINING
<b>FUND #-250</b>								
61000	Instruction	12,096,312.00	12,096,312.00	958,451.86	5,160,525.43	.00	6,935,786.57	57.33
62000	Administration	798,752.00	798,752.00	84,687.31	557,599.01	.00	241,152.99	30.19
63000	Transportation	948,840.00	948,840.00	77,629.30	543,892.91	.00	404,947.09	42.67
64000	Operations & Maintenance	1,512,729.00	1,512,729.00	123,937.66	868,713.43	.00	644,015.57	42.57
67000	Capital Lease Principal	380,000.00	380,000.00	.00	.00	.00	380,000.00	100.00
68000	School Technology	590,000.00	590,000.00	62,676.54	386,397.86	.00	203,602.14	34.50
99000	** Transfers to Other Funds **	961,699.00	961,699.00	.00	.00	.00	961,699.00	100.00
	--FUND TOTAL--	17,288,332.00	17,288,332.00	1,307,382.67	7,517,128.64	.00	9,771,203.36	56.51
<b>FUND #-252</b>								
65100	School Food Expenditures	.00	.00	54,516.85	393,001.73	.00	393,001.73	100.00
	--FUND TOTAL--	.00	.00	54,516.85	393,001.73	.00	393,001.73	100.00
<b>FUND #-260</b>								
10000	** Disbursements **	452,000.00	452,000.00	.00	.00	.00	452,000.00	100.00
11000	Disbursements-State & Federal	.00	.00	35,126.40	231,104.11	.00	231,104.11	100.00
50000	** BASE **	700,000.00	700,000.00	48,700.04	335,516.81	.00	364,483.19	52.06
	--FUND TOTAL--	1,152,000.00	1,152,000.00	83,826.44	566,620.92	.00	585,379.08	50.81
<b>FUND #-262</b>								
53500	** CSA Fund Expense **	945,000.00	945,000.00	169,095.13	501,418.32	.00	443,581.68	46.93
	--FUND TOTAL--	945,000.00	945,000.00	169,095.13	501,418.32	.00	443,581.68	46.93
<b>FUND #-316</b>								
32400	** Emerg Services Capital Fund **	115,000.00	115,000.00	6,375.00	6,375.00	.00	108,625.00	94.45
	--FUND TOTAL--	115,000.00	115,000.00	6,375.00	6,375.00	.00	108,625.00	94.45
<b>FUND #-317</b>								
35700	Equipment Project Lifesaver	800.00	800.00	.00	1,314.83	.00	514.83	64.35
	--FUND TOTAL--	800.00	800.00	.00	1,314.83	.00	514.83	64.35
<b>FUND #-319</b>								
94440	** Voting Machine Fund **	5,000.00	5,000.00	.00	.00	.00	5,000.00	100.00
	--FUND TOTAL--	5,000.00	5,000.00	.00	.00	.00	5,000.00	100.00

LUNENBURG COUNTY  
EXPENDITURE SUMMARY  
7/01/2018 - 1/31/2019

ACCT#	DESCRIPTION	BUDGET AMOUNT	APPR. AMOUNT	CURRENT AMOUNT	Y-T-D AMOUNT	ENCUMBRANCE AMOUNT	UNENCUMBERED BALANCE	% REMAINING
FUND #-320								
94371	** Capital Outlay School **	85,000.00	85,000.00	.00	162,638.00	.00	77,638.00	91.33-
	--FUND TOTAL--	85,000.00	85,000.00	.00	162,638.00	.00	77,638.00	91.33-
FUND #-420								
95300	** Debt Service Courthouse **	515,000.00	515,000.00	481,810.35	514,502.50	.00	497.50	.09
95310	** Debt Service School **	1,065,000.00	1,065,000.00	213,069.00	909,384.23	.00	155,415.77	14.59
99000	** Transfer to Other Funds **	85,000.00	85,000.00	.00	85,000.00	.00	.00	.00
	--FUND TOTAL--	1,665,000.00	1,665,000.00	694,879.35	1,509,086.73	.00	155,913.27	9.36
FUND #-705								
81600	** Industrial Dev Authority **	.00	.00	.00	4,036.00	.00	4,036.00	100.00-
	--FUND TOTAL--	.00	.00	.00	4,036.00	.00	4,036.00	100.00-
FUND #-715								
91900	** Remittances to Commonwealth **	.00	.00	33,690.39	106,444.24	.00	106,444.24	100.00-
	--FUND TOTAL--	.00	.00	33,690.39	106,444.24	.00	106,444.24	100.00-
	--FINAL TOTAL--	32,941,268.00	32,941,268.00	4,082,836.93	17,470,750.96	.00	15,470,517.04	46.96

3/04/2019  
9:35:42  
DEPT H CLS

-TREASURER TAX COLLECTION RATE SCHEDULE REPORT-  
THRU 2/28/2019

PAGE 1  
TR712  
%COLLECTED

PPTRA	TAXES	ABATEMENTS	NET TAX	PAYMENTS	OTHER ADJS	NET PAYMENTS	NET A/R	
PP2014	1 MH 1 MR 1 MT 1 PP 1 VL 1 XL 1 XX HALF TOTALS=	330.22- 929.94- 1130.48- 59030.72- 5945.00- 67366.36-	11743.64 40042.58 146287.84 860613.37 230780.00 702.45 1290169.88	11352.26- 40019.92- 137855.11- 841542.86- 225073.68- 702.45- 1256546.28-	135.26- 15.16- 881.10 3236.44- 584.74- 3090.50-	11487.52- 40035.08- 136974.01- 844779.30- 225658.42- 702.45- 1259636.78-	256.12 7.50 9313.83 15834.07 5121.58 30533.10	97.82 99.98 93.63 98.16 97.78 100.00 97.63
	2 H2 2 P2 2 R2 2 T2 2 X2 HALF TOTALS=	330.22- 56152.04- 464.34- 1130.48- 58077.08-	11743.63 858121.33 40083.13 142935.05 702.45 1053585.59	11432.22- 840305.69- 39996.43- 133621.22- 702.45- 1026058.01-	48.45- 121.13 86.70 9313.83 72.68	11480.67- 840184.56- 39996.43- 133621.22- 702.45- 1025985.33-	262.96 17936.77 86.70 9313.83 27600.26	97.76 97.91 99.78 93.48 100.00 97.38
DEPT TOTALS=	1046854.81-	125443.44-	2343755.47	2282604.29-	3017.82-	2285622.11-	58133.36	97.52
PP2015	1 MH 1 MR 1 MT 1 PP 1 VL 1 XL 1 XX HALF TOTALS=	251.56- 3167.59- 4416.08- 44332.48- 7365.00- 320.77- 59853.48-	11828.27 38654.61 147739.09 895108.28 230250.00 415.97 1323996.22	11394.99- 38575.25- 138668.26- 868585.08- 225236.96- 415.97- 1282876.51-	163.10- 77.86- 3819.13- 512.05- 4572.14-	11558.09- 38653.11- 138668.26- 872404.21- 225749.01- 415.97- 1287448.65-	270.18 1.50 9070.83 22704.07 4500.99 36547.57	97.72 100.00 93.86 97.46 98.05 100.00 97.24
DEPT TOTALS=	1059461.13-	108116.65-	2397906.41	2321762.86-	6100.69-	2327863.55-	70042.86	97.08
PP2016	1 MH 1 MR 1 MT 1 PP 1 VL 1 XL 1 XX HALF TOTALS=	114.19- 935.65- 1373.88- 38233.88- 5215.00- 45872.60-	12139.65 37075.43 161094.47 974769.25 229595.00 458.85 1415132.65	11597.88- 36896.23- 151149.88- 941951.08- 224296.81- 458.85- 1366350.73-	24.24- 175.74- 121.08- 8959.71- 1041.72- 11602.49-	11812.12- 37071.97- 152360.96- 950910.79- 225338.53- 458.85- 1377953.22-	327.53 3.46 8733.51 23858.46 4256.47 37179.43	97.30 99.99 94.58 97.55 98.15 100.00 97.37
DEPT TOTALS=	1050835.77-	86395.25-	2586214.36	2501056.66-	12850.89-	2513907.55-	72306.81	97.20
PP2017	1 MH 1 MR	244.53- 76.28-	12627.65 42364.83	11923.04- 42196.84-	245.29- 156.89-	12168.33- 42353.73-	459.32 11.10	96.36 99.97

3/04/2019  
9:35:42  
DEPT H CLS

-TREASURER TAX COLLECTION RATE SCHEDULE REPORT-  
THRU 2/28/2019

PAGE 2  
TR712  
%COLLECTED

TAXES	PPTRA	ABATEMENTS	NET TAX	PAYMENTS	OTHER ADJS	NET PAYMENTS	NET A/R	
PP2017 1 MT 171927.14		31.50-	171895.64	163627.47-	209.17-	163836.64-	8059.00	95.31
1 PP 1609397.82	529688.87-	38738.99-	1040969.96	1007033.06-	8222.43-	1015255.49-	25714.47	97.53
1 VL 241765.00		61110.00-	235655.00	228662.81-	911.52-	229774.33-	5880.67	97.50
1 XX 458.85			458.85	458.85-		458.85-		100.00
HALF TOTALS= 2078862.10	529688.87-	45201.30-	1503971.93	1454102.07-	9745.30-	1463847.37-	40124.56	97.33
2 H2 12726.96		113.43-	12613.53	11881.32-		12080.83-	532.70	95.78
2 P2 1595034.45	527737.18-	31255.31-	1035041.96	1004744.74-	199.51-	1005258.54-	30783.42	97.03
2 R2 42408.50		43.94-	42364.56	42303.30-	9.60-	42312.90-	51.66	99.88
2 T2 163971.52		31.50-	163940.02	157594.63-		157594.63-	6345.39	96.13
2 X2 458.85			458.85	458.85-		458.85-		100.00
HALF TOTALS= 1814600.28	527737.18-	31444.18-	1255418.92	1216982.84-	722.91-	1217705.75-	37713.17	97.00
DEPT TOTALS= 3893462.38	1057426.05-	76645.48-	2759390.85	2671084.91-	10468.21-	2681553.12-	77837.73	97.18
PP2018 1 MH 11558.85		54.53-	11504.32	10515.58-	139.12-	10654.70-	849.62	92.61
1 MR 44274.28		3369.91-	40904.37	40583.38-	77.94-	40661.32-	243.05	99.41
1 PP 167475.55		6025.61-	161449.94	154155.93-	63.01-	154218.94-	7231.00	95.52
1 PP 1622534.09	525221.02-	41466.03-	1055847.04	1001852.13-	7751.62-	1009603.75-	46243.29	95.62
1 VL 248065.00		7440.00-	240625.00	223490.94-	1004.10-	224495.04-	16129.96	93.30
1 XX 894.60			894.60	894.60-		894.60-		100.00
HALF TOTALS= 2094802.37	525221.02-	58739.33-	1510842.02	1431109.31-	9035.79-	1440145.10-	70696.92	95.32
2 H2 11558.64		54.53-	11504.11	10078.45-		10099.25-	1404.86	87.79
2 P2 1620085.14	524342.92-	41489.85-	1054252.37	944156.40-	20.80-	945692.26-	108560.11	89.70
2 R2 44274.05		3369.91-	40904.14	40325.20-	1535.86-	40325.20-	578.94	98.58
2 T2 167475.30		6025.61-	161449.69	143731.33-		143731.33-	17718.36	89.03
2 X2 894.60		383.25-	894.60	894.60-		894.60-		100.00
HALF TOTALS= 1844287.73	524342.92-	51323.15-	1268621.66	1138802.73-	1556.66-	1140359.39-	128262.27	89.89
DEPT TOTALS= 3939090.10	1049563.94-	110062.48-	2779463.68	2569912.04-	10592.45-	2580504.49-	198959.19	92.84
PP TOTALS = 18637535.77	5264141.70-	506663.30-	12866730.77	12346420.76-	43030.06-	12389450.82-	477279.95	96.29
COMP TOTALS= 18637535.77	5264141.70-	506663.30-	12866730.77	12346420.76-	43030.06-	12389450.82-	477279.95	96.29

3/04/2019  
9:36:33

-TREASURER TAX COLLECTION RATE SCHEDULE REPORT-  
THRU 2/28/2019

DEPT H CLS

PPTRA

NET TAX

PAYMENTS

OTHER ADJS

NET PAYMENTS

NET A/R

PAGE 1  
TR712  
\*COLLECTED

DEPT H CLS	TAXES	PPTRA	ABATEMENTS	NET TAX	PAYMENTS	OTHER ADJS	NET PAYMENTS	NET A/R	PAGE 1 TR712 *COLLECTED
RE2011 1	3179753.87		3703.76-	3176050.11	3129111.30-	44417.73-	3173529.03-	2521.08	99.92
1 RE	32.40			32.40	32.40-		32.40-		100.00
HALF TOTALS=	3179786.27		3703.76-	3176082.51	3129143.70-	44417.73-	3173561.43-	2521.08	99.92
DEPT TOTALS=	3179786.27		3703.76-	3176082.51	3129143.70-	44417.73-	3173561.43-	2521.08	99.92
RE2012 1 RE	1600051.66		3676.46-	1596375.20	1586158.95-	9145.60-	1595304.55-	1070.65	99.93
HALF TOTALS=	1600051.66		3676.46-	1596375.20	1586158.95-	9145.60-	1595304.55-	1070.65	99.93
2 R2	1604714.92		7011.79-	1597703.13	1595942.63-	664.60-	1596607.23-	1095.90	99.93
HALF TOTALS=	1604714.92		7011.79-	1597703.13	1595942.63-	664.60-	1596607.23-	1095.90	99.93
DEPT TOTALS=	3204766.58		10688.25-	3194078.33	3182101.58-	9810.20-	3191911.78-	2166.55	99.93
RE2013 1 RE	1615975.85		7652.80-	1608323.05	1592330.73-	14772.52-	1607103.25-	1219.80	99.92
HALF TOTALS=	1615975.85		7652.80-	1608323.05	1592330.73-	14772.52-	1607103.25-	1219.80	99.92
2 R2	1615710.67		8899.41-	1606811.26	1603846.79-	1657.17-	1605503.96-	1307.30	99.92
HALF TOTALS=	1615710.67		8899.41-	1606811.26	1603846.79-	1657.17-	1605503.96-	1307.30	99.92
DEPT TOTALS=	3231686.52		16552.21-	3215134.31	3196177.52-	16429.69-	3212607.21-	2527.10	99.92
RE2014 1 RE	1621662.15		5053.32-	1616608.83	1602967.11-	12265.17-	1615232.28-	1376.55	99.91
HALF TOTALS=	1621662.15		5053.32-	1616608.83	1602967.11-	12265.17-	1615232.28-	1376.55	99.91
2 R2	1617319.15		6491.18-	1610827.97	1608160.22-	1290.85-	1609451.07-	1376.90	99.91
HALF TOTALS=	1617319.15		6491.18-	1610827.97	1608160.22-	1290.85-	1609451.07-	1376.90	99.91
DEPT TOTALS=	3238981.30		11544.50-	3227436.80	3211127.33-	13556.02-	3224683.35-	2753.45	99.91
RE2015 1 RE	1632536.00		5056.17-	1627479.83	1613854.56-	11933.22-	1625787.78-	1692.05	99.90
HALF TOTALS=	1632536.00		5056.17-	1627479.83	1613854.56-	11933.22-	1625787.78-	1692.05	99.90
2 R2	1624504.36		5679.18-	1618825.18	1614645.29-	2138.98-	1616784.27-	2040.91	99.87
HALF TOTALS=	1624504.36		5679.18-	1618825.18	1614645.29-	2138.98-	1616784.27-	2040.91	99.87
DEPT TOTALS=	3257040.36		10735.35-	3246305.01	3228499.85-	14072.20-	3242572.05-	3732.96	99.89
RE2016 1 RE	1639263.91		6079.60-	1633184.31	1610241.87-	15474.38-	1625716.25-	7468.06	99.54
HALF TOTALS=	1639263.91		6079.60-	1633184.31	1610241.87-	15474.38-	1625716.25-	7468.06	99.54
2 R2	1630250.23		7130.89-	1623119.34	1609764.26-	2782.11-	1612546.37-	10572.97	99.35
HALF TOTALS=	1630250.23		7130.89-	1623119.34	1609764.26-	2782.11-	1612546.37-	10572.97	99.35
DEPT TOTALS=	3269514.14		13210.49-	3256303.65	3220006.13-	18256.49-	3238262.62-	18041.03	99.45
RE2017 1 RE	1642990.87		4560.06-	1638430.81	1603263.18-	12785.71-	1616048.89-	22381.92	98.63
HALF TOTALS=	1642990.87		4560.06-	1638430.81	1603263.18-	12785.71-	1616048.89-	22381.92	98.63
2 R2	1643267.95		6237.53-	1637030.42	1608403.95-	1864.84-	1610268.79-	26761.63	98.37
HALF TOTALS=	1643267.95		6237.53-	1637030.42	1608403.95-	1864.84-	1610268.79-	26761.63	98.37
DEPT TOTALS=	3286258.82		10797.59-	3275461.23	3211667.13-	14650.55-	3226317.68-	49143.55	98.50


3/04/2019  
9:36:33

-TREASURER TAX COLLECTION RATE SCHEDULE REPORT-  
THRU 2/28/2019

DEPT	H_CLS	TAXES	PPTRA	ABATEMENTS	NET TAX	PAYMENTS	OTHER ADJS	NET PAYMENTS	NET A/R	
RE2018	1 RE	1746313.47		4948.48-	1741364.99	1688957.55-	9978.59-	1698936.14-	42428.85	97.56
	HALF TOTALS=	1746313.47		4948.48-	1741364.99	1688957.55-	9978.59-	1698936.14-	42428.85	97.56
	2 R2	1746313.47		5787.07-	1740526.40	1671825.26-	3056.20-	1674881.46-	65644.94	96.23
	HALF TOTALS=	1746313.47		5787.07-	1740526.40	1671825.26-	3056.20-	1674881.46-	65644.94	96.23
	DEPT TOTALS=	3492626.94		10735.55-	3481891.39	3360782.81-	13034.79-	3373817.60-	108073.79	96.90
	RE TOTALS =	26160660.93		87967.70-	26072693.23	25739506.05-	144227.67-	25883733.72-	188959.51	99.28
	COMP TOTALS=	26160660.93		87967.70-	26072693.23	25739506.05-	144227.67-	25883733.72-	188959.51	99.28

**VIRGINIA DEPARTMENT OF TRANSPORTATION**





VDOT Call Center - 1-800-367-ROAD

## South Hill Residency – Richmond District

### LUNENBURG COUNTY

BOS Meeting – March 14, 2019

#### Maintenance Forces

- Continuing to monitor and patch potholes on various routes as needed.
- Cleaned pipes on various routes.
- Repaired shoulders on various routes.
- Cut brush and limbs on various routes.
- Checked all routes for maintenance and safety issues.
- Machined and hauled stone on various routes as needed.
- Performed litter patrol and routine maintenance on various routes.

**LUNENBURG COUNTY SCHOOL BOARD**

## Lunenburg County Public Schools

**2018-19**

### Revenue - Expenditure Report

2/28/2019

Revenue						
	Budgeted	Current Month	Fiscal Year-to-Date	Balance	Percent Received	
State Sales Tax	1,758,214	173,884.84	997,500.38	760,713.62	56.73%	
State Funds	9,478,785	877,570.78	5,790,955.21	3,687,829.79	61.09%	
Federal Funds	1,842,609	143,703.56	629,397.48	1,213,211.52	34.16%	
**County Funds	3,740,000		0.00	3,740,000.00	0.00%	
Other Funds	468,724	14,644.03	171,279.37	297,444.63	36.54%	
<b>Total Revenue</b>	<b>17,288,332</b>	<b>1,209,803.21</b>	<b>7,589,132.44</b>	<b>9,699,199.56</b>	<b>43.90%</b>	
<b>** County Funds are used each month as needed to cover the difference between revenue and expenditures.</b>						
Expenditures						
	Budgeted*	Current Month	Fiscal Year-to-Date	Balance	Percent Used	CODE
Instruction	11,916,312	1,016,669.07	6,151,446.68	5,764,865.32	51.62%	
Textbooks	180,000	362.25	26,110.07	153,889.93	14.51%	
<b>Total Instruction</b>	<b>12,096,312</b>	<b>1,017,031.32</b>	<b>6,177,556.75</b>	<b>5,918,755.25</b>	<b>51.07%</b>	61000
Adm, Att & Health	798,752	62,549.07	587,073.18	211,678.82	73.50%	62000
Transportation	948,840	128,144.99	672,037.90	276,802.10	70.83%	63000
Maintenance	1,512,729	135,987.25	1,004,700.68	508,028.32	66.42%	64000
School Food	961,699	88,403.09	514,479.72	447,219.28	53.50%	65000
Facilities	-		-	-	0.00%	66000
Debt Service	380,000	380,000.00	380,000.00	-	100.00%	67000
Technology	590,000	170,957.13	557,354.99	32,645.01	94.47%	68000
<b>Total Expenditures</b>	<b>17,288,332</b>	<b>1,983,072.85</b>	<b>9,893,203.22</b>	<b>7,395,128.78</b>	<b>57.22%</b>	
<b>* NOTE: Subject to revision</b>						